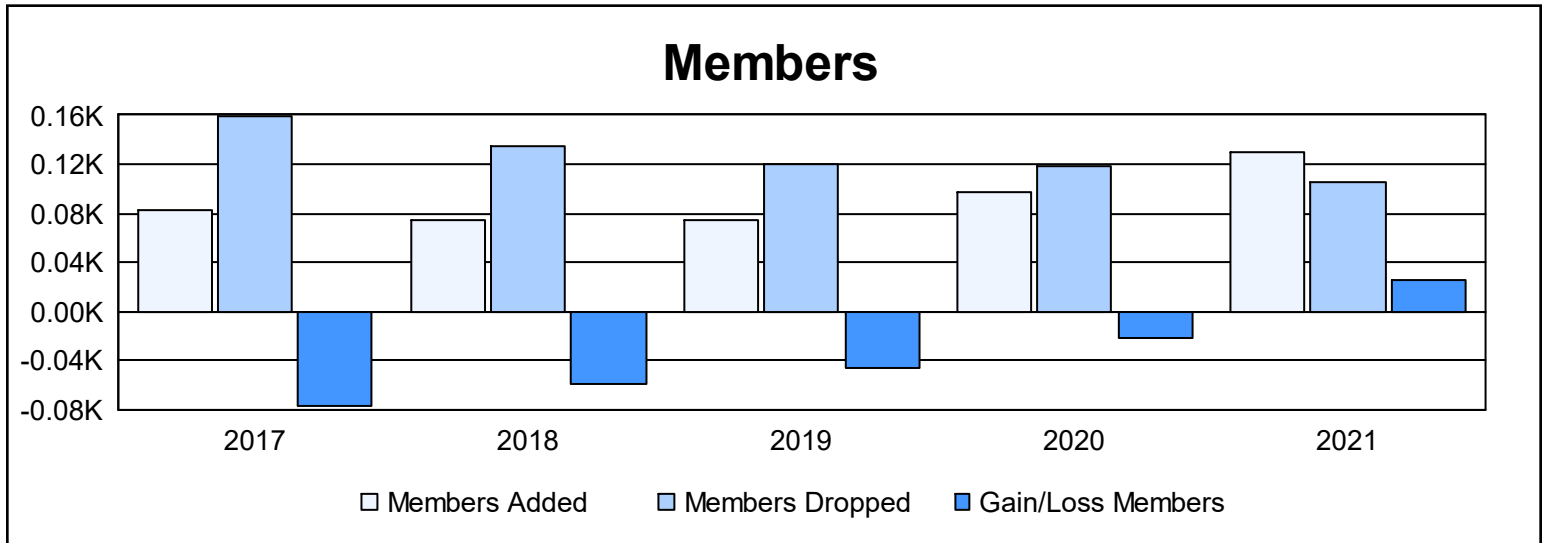
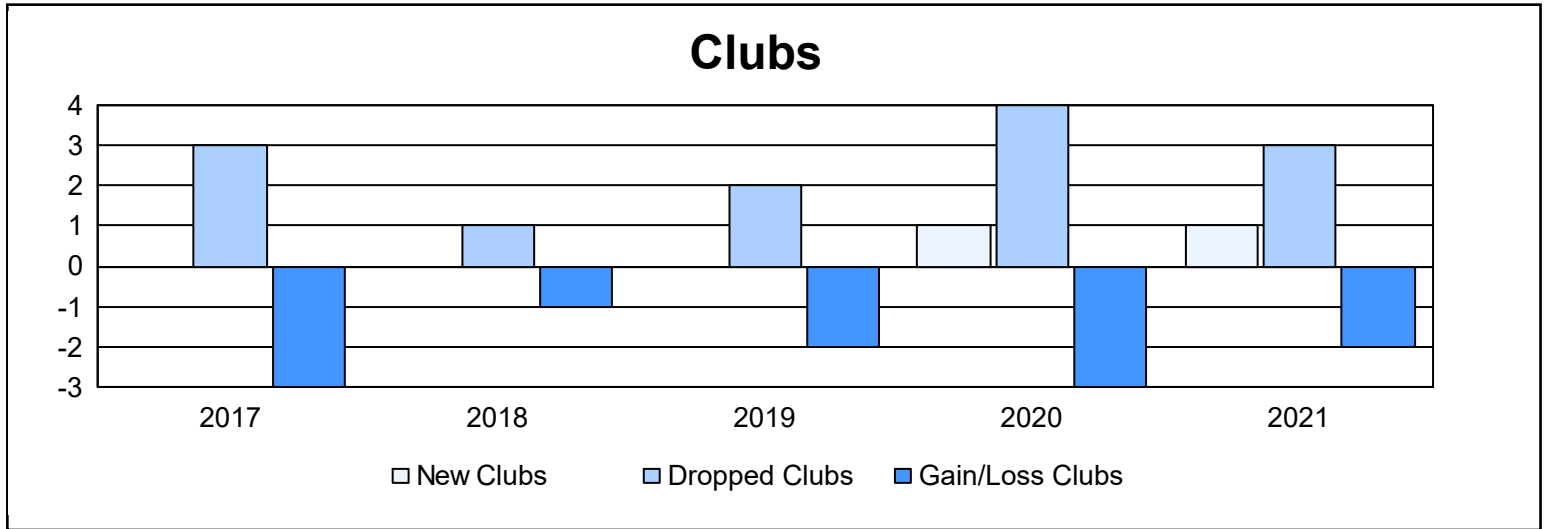
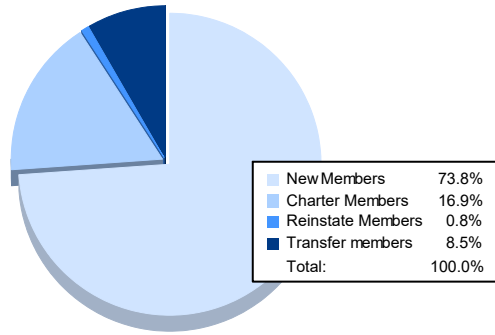


| Year | New Clubs | Dropped Clubs | Gain/ Loss Clubs | New Members | Charter Members | Reinstate Members | Transfer Members | Total Member Added | Total Members Dropped | Gain/ Loss Members |
|----------------|-----------|---------------|------------------|-------------|-----------------|-------------------|------------------|--------------------|-----------------------|--------------------|
| 2016-2017 | 0 | 3 | -3 | 65 | 8 | 2 | 7 | 82 | 159 | -77 |
| 2017-2018 | 0 | 1 | -1 | 68 | 1 | 1 | 5 | 75 | 134 | -59 |
| 2018-2019 | 0 | 2 | -2 | 72 | 0 | 1 | 1 | 74 | 120 | -46 |
| 2019-2020 | 1 | 4 | -3 | 71 | 20 | 4 | 2 | 97 | 118 | -21 |
| 2020-2021 | 1 | 3 | -2 | 96 | 22 | 1 | 11 | 130 | 105 | 25 |
| Average | 0 | 3 | -2 | 74 | 10 | 2 | 5 | 92 | 127 | -36 |



Membership Composition June 2021 Cumulative



Gender Composition June 2021 Cumulative

